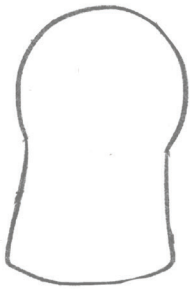


CONN SWATER

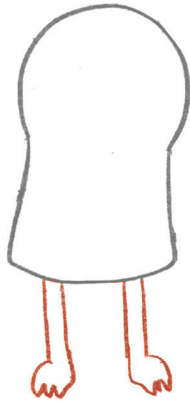
SHOPPING CENTRE & RETAIL PARK

HOW TO DRAW KRANKLY

BY TARSILA KRÜSE



1. Start with a chubby keyhole shape for the body



2. Add two skinny legs with three pointy toes




3. Add two arms with four pointy fingers



4. Add a couple of fluffy ears; three eyes - the one in the middle is bigger - and a large sausage smile



5. Now add the pupils on his eyes and half-circle details on his arms



6. Give him a zigzag sharp smile and stripes on his legs



7. Add some furry sprinkles for texture



8. And add colour! TA-DA!!